

AMERICA'S BOATING CLUB

For Boaters, By Boaters®



THE DRUM

A Publication of the Finger Lakes Chapter

In this issue...

- From The Commander 1
- From the Executive Officer3
- From the Education Director4
- From the Assistant Education Officer.....5
- Water Lines6
- Upcoming Classes & Seminars7
 - Sail Course7
 - Marine Communications Systems7
 - Electronic Navigation7
 - Get Your Boater Safety Card – Online!7
 - How To Register8
 - Looking for Something?.....8
- Long-Term Class Schedule.....9
- USPS News: Local, District, National & More 10
 - New Member Welcome 10
 - Happy Birthday! 10
 - New York Canal System Reopening Schedule.....10
 - Got News?10
- Building a Southwester Dory – Part I 11
- The Last Word 13
- Calendar of Events..... 14
- Report any errors or omissions to:
editor@abc-flx.org

From The Commander

By Jim McGinnis, AP SV Brewster

View from the Bridge

Ahoy! The season we all waited for is here! Boats are being launched and slips are filling up. Our boat, *S/V Brewster* is in good shape after the winter. We bent on a new 3DI mainsail from North Sails. It is a long-life material with great shape to the sail. We went with a loose footed design with partial battens and a single reef point that we are just learning to trim. I replaced the bathroom sink and shower fixtures that were suffering from some corrosion. Hope to solve some minor electrical issues this year. I have also been offering to informally help others with new boats with sails, rigging, dock lines and outboards. Sometimes that has even proven beneficial and earned me a beer or two.

I am completing the Marine Electronics course – This class is really valuable on a wide variety of electrical topics. We reviewed the types of marine starting and house



batteries now available and how they should be used. There was an in-depth discussion on circuit noise, wiring shorts, flakey grounds and of course the never-ending corrosion of boating components. Our instructors, John Flick and Tom Alley have a wealth of knowledge and equipment to test and debug electrical challenges.

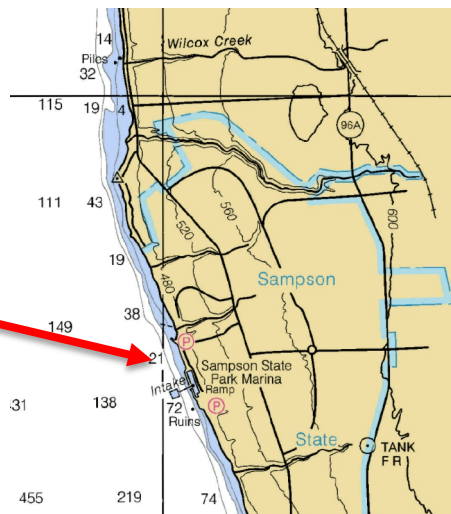
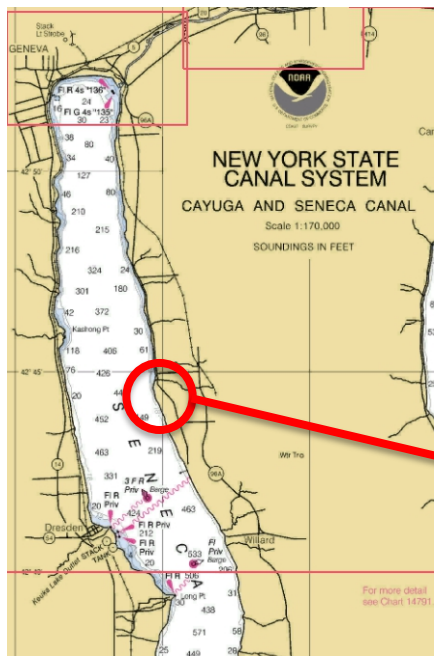
Also, the first FLYC race is in the books – wind was strong and gusty at 25+ knots. One boat had to be towed back to the marina with broken steering quadrant in the heavy air. But we had a good turn-out for the first race. So the marina is a happy place with a lot of old friends showing up and a number of new boaters tying up to slips in Watkins Glen.

COVID-19 Update – Our approach is to follow the appropriate guidelines. We avoid close contact with groups of people and surfaces. In light of that, USPS has put on hold our Vessel Safety Checks, Lifejacket Loaner Tree and the in-person versions of ABC and Sail classes. Our Marine Electrical class proceeded without too much trouble using the Free Conference Call system on-line. The ABC class and now the Boat Handling Class (formerly Seamanship) are available for USPS completely on-line. Please try them out and let me and Charlie know what you think about them. We still believe in adding “On the Water” experience to those classes.

Please continue to ask new people to join ABC-FLX and build our organization. New members bring new ideas, energy and experiences that can strengthen our capabilities. I have the new ABC-

know if I can get some to you. Mark Erway is doing a fantastic job following up on leads. Just get a name and email address to him. He and Marcia Taylor can take care of the rest.

See you at Sampson Marina on 7/31/2020? It’s just north of the Navy Barge on the east side of the lake. This will not be a formal Power Squadron event as we had originally planned but let me know if you are interested to travel up the lake for an overnight and would like a slip reservation. First come, first served. Sampson Marina facilities are in great shape. There is a small store, fuel dock and pump station at the marina. Powered (\$35/night) and non-powered slips (\$25/night). There is also a small restaurant in the park. Sessler Corporation has done a terrific job on all the facilities and has brand new overnight cabins if you or other members of your group want to drive up. We will have a GPS Scavenger Hunt Challenge to test your skills with entering



FLX tri-folds in my car – let me

Figure 1: Location of Sampson State Park Marina.

The Drum

Published six times per year by the Finger Lakes Chapter of America’s Boating Club. The opinions expressed in **The Drum** are those of the authors and do not necessarily represent those of America’s Boating Club, its officers, directors, or members.

General Information
info@abc-flx.org

Commander
 James McGinnis, AP
co@abc-flx.org

Executive Officer
 Phil Cherry, S
xo@abc-flx.org

Administrative Officer
 Fred Seip, S
ao@abc-flx.org

Education Officer
 Charlie Fausold, SN-IN
seo@abc-flx.org

Secretary
 Rachael Nichols, S
sec@abc-flx.org

Treasurer
 Marcia Taylor, AP
treas@abc-flx.org

Assistant Education Officer
 John Flick, S
aseo@abc-flx.org

Membership
 Mark Erway, AP
membership@abc-flx.org

Public Relations Officers
 Glenda Gephart &
 Judy Cherry, S
pro@abc-flx.org

Vessel Safety Check Chairman
 Ray Margeson, AP
vsc@abc-flx.org

Web Site Administrator
 Thomas Alley, SN
webmaster@abc-flx.org

Youth Committee Chair
 Katie Alley, P
katie@abc-flx.org

Unless attributed otherwise, ©2020 copyright by America’s Boating Club - Finger Lakes Chapter. All rights reserved.

and finding waypoints on the local chart. OK, even if you have no skills (since it's true you don't need your GPS on Seneca Lake to find your way around) you'll find it is pretty easy and fun to learn a

new skill. You may use it to calculate the time for a future trip to Geneva. Sessler has recently begun the work up at Seneca State Park Marina as they are taking over the maintenance contract on that facility as well.

See you on the water,

- Jim, SV Brewster
co@abc-flx.org

From the Executive Officer

By Phil Cherry, S

Subtitle



I keep getting these emails from America's Boating Channel. Have you seen them? The latest was about

ATONS, or Aids to Navigation. The one before that was "Behavioral Consequences" which covers the importance to recreational boat operators of having a working knowledge of the Navigation Rules. The one before that was "Dispelling BUI Myths". They keep coming.

If you are a member of America's Boating Club (ABC), you're probably getting them also, and if you're like me, with a lot of emails, they fade into the abyss of emails, never to be seen again. But that's a mistake. America's Boating Channel, a subsidiary of America's Boating Club, is chock

full of videos for novice and experienced boaters alike. Check out the choices at https://www.youtube.com/channel/UC1c_rFyt1fGqvdiSauAijAg/videos

These are incredibly helpful and informative videos on all sorts of boating topics ranging from personal watercraft safety to how to choose a life preserver. A lot of time and energy is expended in producing these videos for the safety and education of America's boaters. I encourage us all to check out the videos and enhance your knowledge of boat handling, safety and marine regulations.

The Finger Lakes Chapter of the ABC had the honor a year or more ago to participate in the filming of a few of these videos, like Paddleboat safety and Cold-Water Survival. They were filmed right here in Watkins Glen Harbor and many of the actors, like yours truly, were from the local community. I'd like to think that we might have made a difference in the boating habits and safety of

boaters across the country, and it was certainly an eye-opening experience for me in participation in third production.

Safety on the water cannot be overstated, especially as we enter the summer boating season. So many people buy boats thinking it's easy just get out on the water and have a day full of sun and fun with our family and friends. The problem is that playing on the water is inherently dangerous, and if you don't know what you're doing, you're a hazard to yourself, your family and fellow boaters, not to mention first responders who ultimately will end up saving your butt, hopefully. I encourage everyone to check out the videos on America's Boating Channel and find out a few things you didn't know about boating safety. You never know, the life you save may be your own!

- Phil
xo@abc-flx.org

From the Education Director

By Charlie Fausold, SN-IN

SV Morning Glory

Educational Options



Our preferred educational delivery method in ABC-FLX is in-person and on-the-water.

There is just no equivalent substitute for personal interaction and learning by doing. At times however – and this is one such time – our ability to offer in-person programs is restricted. But that does NOT mean self-learning can't continue. America's Boating Club offers a variety of opportunities to continue your boating education without leaving home. ABC members receive discounted fees. Here is a synopsis:

Distance Learning

Courses led by ABC-FLX instructors and delivered via your computer. The last part of Advanced Piloting and Marine Electrical Systems have been held this way.

Online Boating Education

- [America's Boating Course](#)

- [Boat Handling](#): the full package with exam or any combination of independent seminars (Rules of the Road, Confidence in Docking and Undocking, Handling Your Boat Underway, Anchoring With Assurance, Emergencies on Board, Knots and Line handling).

Seminars

- Weather for Boaters
- Planning Your Cruise
- Cruising Boats and Systems
- Propane Systems on Your Boat
- AIS Electronics for Boaters
- How to Use GPS,
- All About Marine Radio
- Boating on Rivers Locks and Lakes
- Crew at the Helm
- Hurricane Preparation for Boaters

Webinars

- Computer Weather Forecasting

- Thunderstorms and Severe Weather
- Ocean Currents and Computer Navigation
- Ocean Waves
- Emergencies on Board,

[America's Boating Channel Videos](#)

- Life Jacket Care
- Engine Cut-off Devices
- Cold Water Survival (starring ABC-FLX members!)
- Wear a Life Jacket
- Safety Tips for Paddle Sports (starring ABC-FLX members!)
- Stand Up PaddleBoard Safety
- Electronic Navigation with GPS
- Situational Awareness
- What is BUI?
- Dangers of BUI

- Charlie

seo@abc-flx.org

From the Assistant Education Officer

By John Flick

Lightning



This month I would like to talk about lightning. Not the Lightning class of sailboats, but the type of

lightning that happens generally in the heat of summer, during forest fires, snowstorms, volcanic eruptions, and even surface nuclear detonations.

I've had the pleasure of being involved with the Marine Electrical Systems class currently being taught by ABC and Tom Alley. There is a chapter in this class on lightning protection. Tom is a great instructor – if you've never taken one of his classes, I encourage you to. Tom and the other sail instructors from a couple years ago were the catalyst for me getting involved with ABC. I never could get Ray to share any of his grape juice though. I digress.

According to Google, only floods kill more people annually than lightning. Disasters like tornadoes and hurricanes take fewer lives. The greatest risk, naturally, is in areas of the country like Florida where the conditions are conducive to frequent lightning producing storms. Nature creates a situation where there is an unbelievable amount of energy built up in the cumulus clouds that we observe

overhead. The spark or flash that we see is this imbalance being equalized in a small fraction of a second. The flashes between clouds are safe entertainment but how do we protect ourselves from the bolts that come down to the ground (or water)?

Maybe the obvious answer is to stay home if there is any severe weather in the forecast. Perhaps a better answer is knowledge of what to do if we find ourselves in a pickle. We've all witnessed how quickly these storms can build. Lightning is frightening because it is lethal, powerful, quick, and unpredictable.

The first thing is to tune-in to what's going on around you through your senses and whatever computer controlled device you may have at the moment giving you weather information. The dark clouds don't have to be immediately overhead for you to be adversely affected. Don't be careless and think the storm down the lake is too far away to impact you. The absence of the sound of thunder does not mean you are safe. Some ideas to try to protect you and your boat follow:

- Keep everyone (passengers and crew) away from and out of the water.
- Install a lightning protection system on your boat to help provide a low resistance path to the water for a direct hit.
- Keep everyone in the cabin (if your boat has one) and away from anything metal or conductive.

- If conditions are such that the safest thing to do is to keep the vessel underway, then only touch one metal object or conductive object at a time. Keep your body and head away from other conductive parts such as a backstay. Using an autopilot to steer while keeping the usual lookout might be an option. I'll risk cooking an autopilot any day to protect myself and the other people onboard.
- Maneuvering your boat closer to a hillside versus being in open water may offer some protection since lightning is drawn to higher objects.
- Disconnect unnecessary equipment before a storm if it's practical. Turn off and stow below any portable electronic devices not being used for safe navigation.

If your boat gets struck, the first priority, naturally, is to check the well being of personnel. Next, check the well being of the boat. Is she holed and taking on water? Lastly, test electronic equipment including radios and compasses.

Let's limit our sparks to the relationships with our loved ones and our boats. Be safe out there even if you find yourself under some towering monster clouds. I'll be the one in the power boat snuggling up to the sailboat with the tallest aluminum mast. Hey Ray, do you have any spare grapejuice?

- John

aseo@abc-flx.org

o o o o o

Water Lines

By Glenda Gephart, Public Relations Officer

Subtitle



Have you seen the Seneca Lake monster or its descendants?

Sightings have been reported by area

newspapers since the 1800s, according to a May 23 Facebook post by the Schuyler County Historical Society.

The most notable event was in July 1899, when the crew and passengers on the steamboat Otetiani saw something in the water south of Geneva. Quoting a newspaper story from the time, Life in the Finger Lakes magazine wrote in its March/April 2019 issue that the Otetiani steered within 100 yards of what appeared to be a capsized boat. The crew prepared to lower a boat when the object moved away. The steamboat followed and was alongside the thing when it raised its head, opened its mouth and displayed two rows of pointed teeth.

The captain intentionally rammed the creature, and a hole was ripped into its side. The impact apparently broke its spine, and it died, onlookers told reporters at the time. Lifeboats were lowered and boat hooks placed around the carcass.

“Just as the body was almost raised out of the water, the rope near the tail slipped off and the weight of the serpent was too much for the men holding the ropes and they had to let go. The Seneca Lake monster fell back into the water, slowly sank and disappeared,” the magazine story reports.

Sightings near Long Point, south of Dresden, were reported in the Elmira Star-Gazette in 1912 and 1913.

From 1912: “It had a head at least ten inches across and its body was from eight to ten feet long.”

And in 1913: “The object which they saw making its way slowly through the water had an immense head. Back of the head appeared a green body, which, they declared, was about six feet long. Back of this the body disappeared in the water, but about six feet farther back appeared about six feet more of body. The boys declared that the monster must have been forty feet long.”

Experts today believe the sightings most likely were sturgeon.

What do you think?

- Glenda
pro@abc-flx.org



Upcoming Classes & Seminars

To register for any of these classes or to get more information, please contact Education Officer Charlie Fausold at:

seo@abc-flx.org

or call 607-207-7771

Sail Course

Unfortunately, the Sail Course is a casualty of restrictions imposed to slow the spread of COVID-19. Please stay tuned for when this course will be offered again.

Marine Communications Systems

This is part two of the three-part Marine Electronics elective offered by America's Boating Club. After you master the basics of marine electrical systems, you'll be ready for a better understanding of marine communications and analog electronic instrumentation.

Marine Communication Systems is an in-depth, nine-chapter review of those systems available to the recreational boater, or to those with whom he/she shares the water. Radio history and spectrum definitions are presented along with definitions of radio circuits that the student should learn to choose the best communications method for his/her situation. One chapter is devoted to the Global Maritime Distress and Safety System (GMDSS) and another to FCC Rules and regulations to set the stage for instruction of radiotelephone operating

procedures (both voice and digital messaging are covered). The remaining chapters cover High Seas radio (MF/HF and satellite communications) and other systems such as Family Radio Service transceivers. There is also a chapter on troubleshooting of radio installations.

This course will be offered in the Fall of 2020.

Electronic Navigation

This is the third and final part of the Marine Electronics series of elective courses and it will be offered during the winter in early 2021.

Electronic Navigation introduces GPS technology from the most basic receiver to chart plotter systems for navigation on board. The process of navigating by establishing waypoints and routes, and then running the planned courses, is demonstrated. Further, electronic charting software for the desktop computer is examined, with creation of waypoints and routes on the desktop and subsequent download to the on-board unit. Despite differences among the various manufacturers' offerings, a thorough discussion of the features being made available is included.

Special attention is paid to apps for tablets and smartphones that provide the electronic navigation function at the helm for relatively little cost.

The student materials include a soft-bound course text and a Windows-compatible CD for electronic content.

This course omits radar (covered in a separate course) and depth sonar technologies, however Appendix 8 of the course text on Automatic Identification System (AIS) is presented and made part of the examinable material for USPS course credit.

Prerequisites

It is strongly recommended that students have completed the Piloting course prior to taking this class. Students should be familiar with basic charting concepts such as latitude, longitude, the compass, course plotting, and time/distance calculation, to get the most out of the course.

Get Your Boater Safety Card – Online!

WATKINS GLEN – Getting out on the lakes is a good antidote to pandemic cabin fever, but America's Boating Club–Finger Lakes Chapter reminds boaters that the state's new safety certificate law is now in effect.

With the start of this year, motorboat operators born after Jan. 1st, 1993, are required to earn a boating safety certificate. The same will apply to older boaters as requirements are phased in over the next several years. By 2025, everyone, regardless of age, must have a state safety certificate to operate a motorboat.

America's Boating Club—Finger Lakes Chapter, ABC-FLX, has for many years offered a classroom course to obtain the boating certificate. However, due to the Coronavirus pandemic, the classroom courses have been suspended.

Boaters may still take the course online from America's Boating Club.

“We prefer to hold classes in person and on the water, but that is just not possible at the present time, so we are pleased to offer these alternatives,” Charles Fausold, director of education for ABC-FLX, said. “Until we can resume our regular programming, we encourage everyone to boat responsibly and always wear an approved life jacket.”

For more information about America's Boating Course, the

safety certificate course, go to the Education page on the ABC-FLX website at abc-flx.org. In addition to the safety certificate course, a wide variety of learn-on-your-own courses, webinars and videos are offered.

How To Register

If you have questions about any of these courses, or better yet, to sign up, please contact either of the following individuals:

Education Director Charlie Fausold, Finger Lakes Chapter:

seo@abc-flx.org

or call 607-207-7771

Assistant Education Director John Flick:

aseo@abc-flx.org

Or you can go to the national web site (www.usps.org) and register under the “Find A Boating Class” tab on the member home page.

Looking for Something?

The Finger Lakes Chapter of America's Boating Club will be happy to accommodate requests for courses not currently on our schedule of formal offerings. If there is an area in which you would like to get some instruction, please contact Charlie Fausold, the Chapter Education Director, with your request.

Available subjects for instruction can be found on the chapter web site:

www.abc-flx.org

Long-Term Class Schedule

Seneca Education Department

Courses	2020	2021	2022	2023	2024	2025
Public	ABC	ABC	ABC	ABC	ABC	ABC
Basic	Sail	Boat Handling	Sail	Boat Handling	Sail	Boat Handling
Advanced Level	Advanced Piloting	Piloting	Advanced Piloting	Piloting	Advanced Piloting	Piloting
Senior Level			Junior Navigation			
Electives	Marine Electronics	Electronic Navigation	Instructor Training	Weather	TBD	TBD
	Marine Communications		Engine Maintenance			
Seminars	Power Boating	Paddle Smart	Trailer & Docking	Partner in Command		Man Overboard!
	Trailer Your Boat	Advanced Powerboat Handling				
	Instructor Recertification					
Self Study	Any Class	Any Class	Any Class	Any Class	Any Class	Any Class

USPS News: Local, District, National & More

New Member Welcome

Hopefully by the time this issue goes to press we will be celebrating the welcome of new members Sam and Stacey Maggio. Welcome aboard!!!

Happy Birthday!

Best wishes to Finger Lakes Chapter members who are celebrating their birthday in next couple of months.

July

Andrew Price
James Gerdes
Sherri Mansfield
Jacqueline Honsberger
Ted Carleton
Terry Mason
Kris West

August

Mary Honsberger
Greg Seip
Helene Longacre-Price
Peter Wigley
Christa Wolfe
Laurie Seip
Tom Alley

And we don't want to forget our neighbors in the Ithaca Sail & Power Squadron who are celebrating their birthdays:

August

Kevin Williams

New York Canal System

Reopening Schedule

Summary by Tom Alley, DEO

A series of notifications were sent out in late June with the opening schedule for the New York canal system.

In general, the system will open for recreational boat traffic on Friday, June 26th, 2020. Locks will operate from 7:00 a.m. to 5:00 p.m. unless stated otherwise below.

Cayuga-Seneca Canal

Lock CS-1 (Cayuga) will open as stated above. The remainder of this canal, however, will see its opening delayed.

Locks CS-2/3 (Seneca Falls) will open on August 3rd.

Lock CS-4 (Waterloo) will open on July 3rd.

All Cayuga-Seneca Canal locks will operate from 7:00am to 10:00pm daily through September 17th.

Oswego Canal

The Oswego Canal will open as stated above, except for the locks located in Oswego, NY (Locks O-6 and O-7), which will open August 10th.

Erie Canal

Locks E-7 (Niskayuna) *through* E-18 (Jacksonburg) will open on July 20th.

Locks E-19 (Frankfort) and E-20 (Whitesboro) will open August 10th.

Locks E-26 (Clyde), E-27 (Lyons) and E-28A (Lyons) will open on July 3rd.

Note that some of the locks have extended operating hours. Please refer to the NY Canal web site (link below) for details and current opening status.

You can also register to receive updates directly from the Canal Corporation through the "Notice to Mariners" notification program at www.canals.ny.gov.

Got News?

By Tom Alley, Editor

Do you have any squadron-related news or announcements? Contact your editor and have it printed here. We're happy to publicize anything of interest to our members, whether it's for the Seneca Squadron or one of our neighboring squadrons.

Contact Tom Alley:

editor@abc-flx.org

o o o o o

Building a Southwester Dory – Part I

By Charlie Fausold

SV Morning Glory

Building a boat has always been high on my bucket list of things to do in retirement, and a little research led me to Chesapeake Light Craft (CLC) in Annapolis, which specializes in plans and kits for a wide variety of “smallcraft” - kayaks, skiffs, dories etc. CLC’s Northeaster Dory model first caught my attention. I liked the versatility of a boat that is great to row and could also be sailed with either a sloop or lug rig. I even built a scale model.

Eventually however it was the Southwester Dory that won me over. The Southwester is designer John C. Harris’s response to the many questions he received about putting a small outboard on the Northeaster, which isn’t practical. At 18 feet 10 inches the Southwester is substantially longer, beamier and heavier than her smaller cousin, and thus I thought a better choice for Seneca Lake. I liked the ability to add a small outboard in a well amidships, the bench seating with positive foam flotation, and on-board storage. The sail plan is a balanced lug rig which Harris describes as a cat-yawl.

Having made my choice and opting for the kit over plans-only, I placed my order for a Southwester Dory with all three options – row, sail and motor. The next challenge was getting the kit home. I was told it weighed 550 lbs. and would arrive on a pallet delivered by UPS freight on an 18-wheeler.

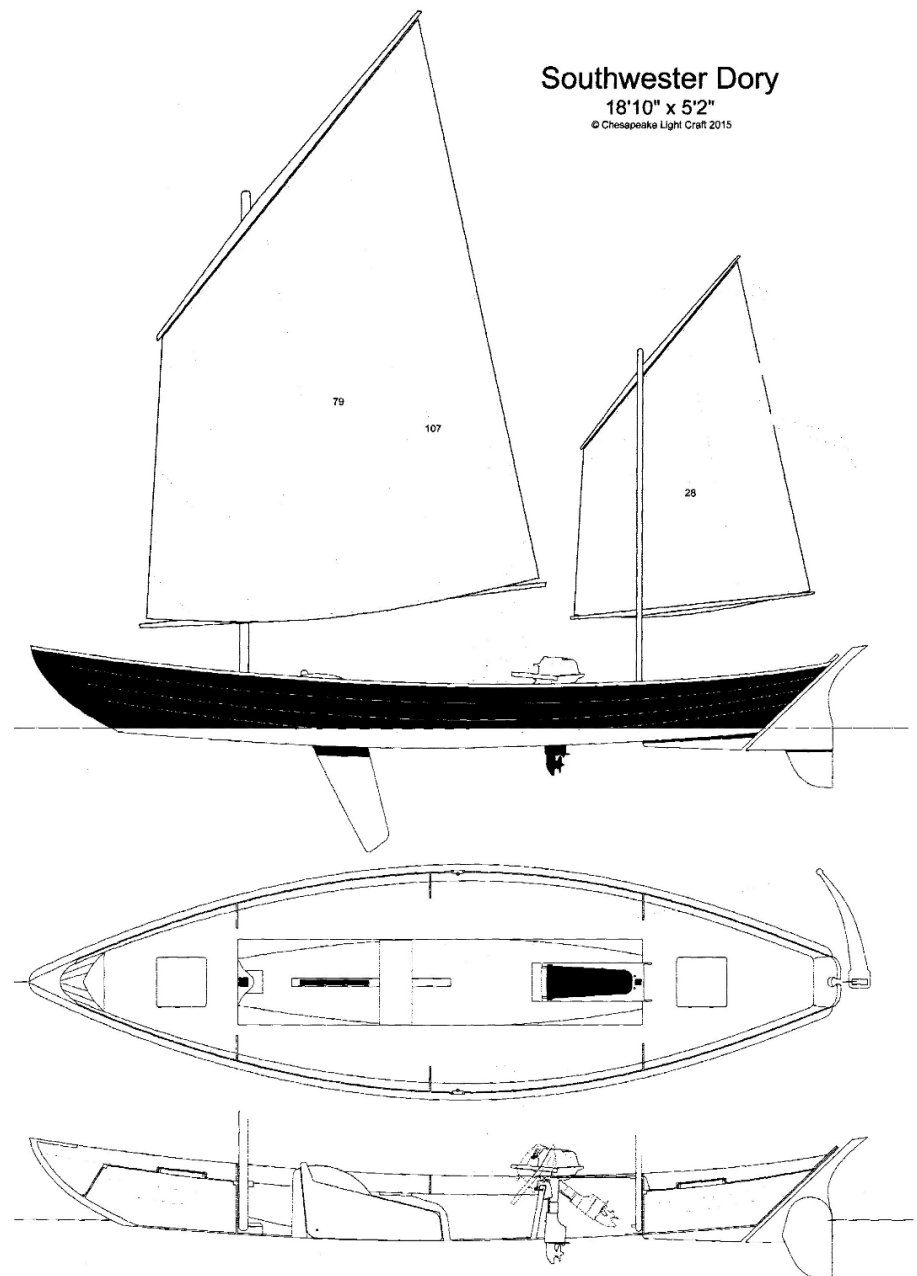


Figure 2: Southwester Dory by CLC Boats

After explaining there was no way a truck that size was coming down our small, private road, I made arrangements to have it delivered to a parking area up on the main road. Then the UPS representative said she

didn't have a truck with a lift-gate and could I get a couple of guys to help unload? I said I thought 550 lbs. required a football team rather than 2-3 retired guys, so she found another truck with a lift. Thanks to a couple of friends and a borrowed trailer

the transfer to my garage came off without a hitch.

Most of the larger pieces of the hull and frame are cut by a high-speed router from 4x8 pieces of Okume plywood. Once separated, the “puzzle pieces” are epoxied together

into full size planks, which are then assembled using a process CLC calls “stitch and glue.” The hull bottom, planks, transom and bulkheads are wired together through pre-drilled holes, and then epoxied together. After the epoxy cures the wire “stitches” are removed.

That’s the stage I am at as of this writing. I should have much more to report in the next issue of The Drum!

o o o o o



Photo 1: Southwester Dory kit upon delivery



Photo 3: "Puzzle pieces" assembled into hull components.



Photo 5: The (mostly) assembled puzzle.



Photo 2: The "puzzle pieces."



Photo 4: Closeup of the wire "stitches" that hold things together until the epoxy is applied.



Photo 6: Stepping back and looking at the "big picture".

The Last Word

By Tom Alley, SN

SV Tomfoolery

"Interesting" Times



There has been non-stop coverage on recent events in which one group of people is trying to coerce everyone else into doing what they want. The tactics of persuasion being used include rioting, looting, and assaulting anyone trying to stop them.

A second group of people are equally passionate about the issues being appropriated by the first group, but at least this group is expressing their opinion using the venue of peaceful protest.

Unfortunately, even the second group has their demands distilled down to "Do something – NOW!" Where "something" is either impractical or so vague that any attempt to satisfy it will be critiqued as inadequate.

As this is an opinion column, I'd like to offer a suggestion to all parties that I believe would work if attempted with even a moderate degree of enthusiasm. The best part, it's a simple concept, though human nature can make it difficult to implement.

I've written on this before, albeit in a narrower context, but it applies to the general case as well as it applies to specific

causes. Please consider the following verse and how it applies:

Be What You Want the World to Be

The world is composed of people like me.

I help make it what it is.

It will be friendly, if I am.

It will do great work, if I work.

It will be generous, if I am a generous giver.

It will be inviting, if I invite others.

It will be loyal and welcoming and filled with a noble spirit, if I, who make the world what it is, am filled with these same things.

Therefore, I shall dedicate myself to the task of being all the things that I want the world to be.

It is my personal belief that if we all dedicated ourselves to be what we wanted the world to be, then 90% of our problems would disappear, including the ones being blamed for the current civil unrest.

The verse above can be distilled to an even more concise statement. In fact, it was issued by a very famous leader as an edict to a group of men a couple thousand years ago when He said, "The second [greatest commandment] is this: 'You shall love your neighbor as yourself.'" [Mark 12:30]

So that's my two-cents worth. What do you think?

In the meantime, be the safe boater you want others to be; be the good neighbor you want your neighbors to be; be filled with the noble spirit and integrity you want your community and country to exhibit.

Dove Nest Update

If you recall from the last issue, a pair of mourning doves had built a nest aboard my boat that I discovered when beginning this year's batch of commissioning projects.

While I was successful at moving the nest (and eggs) to a different location, I am sad to say that it appears the young doves did not survive. Upon returning to my boat the following weekend, the nest was empty and abandoned. My guess is that something (probably a seagull) came by and had a two-egg omlette.

On the bright side, every time I've pulled up to my boat to work on her, there have been three or four mourning doves resting in the shade on my cradle, so they obviously feel safe there!

- Your Editor, Tom

o o o o o

As always, send your thoughts about this newsletter to:

editor@abc-flx.org

Calendar of Events

July 2020

- 01 Seneca *Drum* July issue publication date.
- 14 Bridge Meeting (1900).
- 24 Deadline for *The Deep 6* articles. (D/6)

August 2020

- 01 *The Deep 6* summer issue publication date. (D/6)
- 11 Bridge Meeting (1900)
- 21 Deadline for *Drum* Articles

September 2020

- 01 Seneca *Drum* September issue publication date.
- 06-13 Governing Board Meeting, *Raleigh, NC* (National)
- 08 Bridge Meeting (1900)
- 12-13 Cruise to Geneva with FLYC.

October 2020

- 13 Bridge Meeting (1900)
- 16 Deadline for *The Deep 6* articles (D/6)
- 23 Deadline for *Drum* articles

November 2020

- 01 Seneca *Drum* November issue publication date
- 10 Bridge Meeting (1900)
- 13-15 District 6 Fall Council & Conference, *Corning, NY* (D/6)
- 15 *The Deep 6* fall issue publication date. (Delayed to cover Conference activities.) (D/6)

December 2020

- 18 Deadline for *Drum* Articles

January 2021

- 01 Seneca *Drum* January issue publication date
- TBA Seneca Change of Watch
- 12 Bridge Meeting (1900)
- 15 Deadline for D/6 *The Deep 6* articles. (D/6)

February 2021

- 01 *The Deep 6* winter issue publication date. (D/6)
- 09 Bridge Meeting (1900)
- 07-13 USPS Annual Meeting, *Ponte Vedra, FL* (National)
- 22 Deadline for *Drum* Articles

March 2021

- 01 Seneca *Drum* March issue publication date.
- 09 Bridge Meeting (1900)
- TBD District 6 Spring Council & Conference (D/6)

April 2021

- 13 Bridge Meeting (1900)
- 16 Deadline for *The Deep 6* articles (D/6)
- 23 Deadline for *Drum* Articles

May 2021

- 01 Seneca *Drum* May issue publication date.
- 01 *The Deep 6* spring issue publication date. (D/6)
- 11 Bridge Meeting (1900)
- 15-21 Safe Boating Week (National)

June 2021

- 08 Bridge Meeting (1900)
- 18-19 Waterfront Celebration & Cardboard Boat Race, *Watkins Glen, NY*.
- 20 Deadline for *Drum* Articles

Calendars are "living documents." For the latest information on squadron activities, please check our web site:

<http://www.abc-flx.org>

or our Facebook page:

<http://facebook.com/SenecaPowerSquadron>

for any last-minute changes.



2020 Fall Governing Board
Raleigh, North Carolina

America's Boating Club®

United States Power Squadrons®

Fall Governing Board 2020

Raleigh, NC September 6—13, 2020

NATIONAL MEETINGS COMMITTEE

JUNE 2020

INSIDE THIS ISSUE:

Greetings from C/C Mary Paige Abbott	1
Welcome to the Hilton Raleigh North Hills	2
About Raleigh	3
America's Boating Clubhouse	5
Meeting Schedule	5
What to Wear	6
Activities	7-13
2021 Annual Meeting	7

Hilton Raleigh North Hills

3415 Wake Forest Road
Raleigh, NC
27609

919-872-2323

[Hotel Web Site](#)

[Meeting Registration](#)

FALL CONFERENCE: RALEIGH ON SCHEDULE!



Last week the Board of Directors conducted its fourth virtual monthly conference call meeting since February. While we had several topics to discuss and decisions to make, the "elephant in the room" was the Fall Conference in Raleigh because it was decision time from our side of the equation. The Board agreed that at this time the Fall Conference in Raleigh would go on as planned. What exactly does that mean to all of us? Basically, we are planning for the unknown, which is the State of North Carolina, county, and city directives come September.

That further means we have responsibilities to fulfill....

1. Staying safe, smart and healthy before, during and after the Conference.
2. Offering our live meetings, seminars, and workshops more than once to allow for social distancing.
3. Recording sessions for playback by those unable to attend for whatever reason.
4. Planning the Saturday meeting of the Governing Board correctly.
5. Getting the required information in the hands of all eligible to vote prior to the meeting so that proxies can be received in a timely basis.
6. Being flexible and understanding.

I am excited for this event for a variety of reasons. One being totally selfish: I simply look forward to getting together with my America's Boating Club friends and sharing a few laughs and war stories. When you see me, I will have my face mask on, will share an "air hug", be carrying hand sanitizer and wipes, and speak with you from a respectful distance. (Hmm, do we have any intrepid entrepreneurs out there who will get our logo on face masks and sell them?) I hope to see you similarly dressed and prepared.

(Continued on page 6)

Hilton Raleigh North Hills



The Hilton Raleigh North Hills is less than two miles from North Hills shopping and dining. Downtown Raleigh, the North Carolina State Capitol, and the North Carolina Museum of Natural Sciences are within 10 minutes. The hotel's free shuttle will take you to and from North Hills and Raleigh-Durham International Airport, 14 miles away. Enjoy the indoor pool, fitness center, and free WiFi. Free parking is provided.

Enjoy dining and socializing in '88 Oaks Carolina Kitchen and Bar for Southern favorites including Fried Green Tomatoes and Smoked Carolina Country Ribs. There is a Starbucks available in the lobby lounge, and room service is available 6 am – 12 am.



Raleigh

A Brief History of Raleigh

Raleigh was conceived in 1792, and was named at birth Wake Crossroads. Its original mission was to serve as a place for those traveling north to south or vice versa to stop for a rest and perhaps a drink or two. About



this same time, the North Carolina General Assembly decided the Crossroads would be a great place to set up permanent residence, and a thousand-acre plot of land was purchased from local businessman Joel Lane - a tavern owner, church builder and very popular guy. Initial plans were laid out for a city, modeled on the nation's capital at the moment, Philadelphia. Both the bars and the state government remain in what is today known as Raleigh, to mixed regard and varying effect. The city of Raleigh is named after Sir Walter Raleigh, who established the lost Roanoke Colony on Roanoke Island in present-day Dare County, North Carolina. By the time the city that bears his name was founded, Sir Walter, as he was known to his friends, was long dead. A bronze statue, cast by Bruno Lucchesi, who is revered as one of the great sculptors and teachers of the late twentieth century, stands outside the Raleigh Convention Center.

The State Capitol Building, was completed in 1840, and is, by its own admission "one of the finest and best-preserved examples of a major civic building in the Greek Revival style of architecture." It is a beautiful building, a National Historic Landmark, and is open to the public. At the onset of the Civil War, it was here at the capitol building that state legislators signed the Ordinance of Secession in the House of Commons Chamber. It is said that, "As soon as it was signed, a handkerchief was waved from the window of the office of the Speaker of the House. When that signal was given, a great celebration began on the building's Union Square, including a 100-round artillery salute and music from a military band. Legend has it that the first blood shed for North Carolina during the war occurred that day as a bulldog, startled by a gun salute, severely bit one of the cannoneers of Manly's Battery in the seat of his pants."



(Continued on the next page)

Raleigh

A Brief History of Raleigh

(Continued from the previous page)

Raleigh came out of the Civil War in good shape. It remained, though, a small town until the 1920's, at which point it began to bustle, soon developing into the commercial nexus of the eastern part of the state. Agriculturally, the economy switched from cotton to tobacco, and the railroad was built up to connect Raleigh to the surrounding rural communities and beyond. Many of the small towns of eastern North Carolina that today remain small towns - in their character and architecture - were fashioned in these early years of the century, courtesy of the railroad and tobacco.

By the end of World War II, Raleigh had begun its steady advance into the urban center that it is today, with the surrounding area remaining predominantly rural, until the birth of Research Triangle Park.

Along with the business of state government, education is a major enterprise in Raleigh. In addition to North Carolina State University, Raleigh is home to Shaw University, St. Augustine's College, Peace College, Meredith College and Wake Tech Community College. Both Shaw and St. Augustine's were established shortly after the end of the Civil War - in 1865 and 1867, respectively - to educate freed slaves. Shaw was the first such institution established in the country for that purpose. This school is also the site of Estey Hall, constructed, in 1874. It was the first building built for the purpose of providing higher education to African-American women, it still stands today.

According to the National Register of Historic Places: "From the late 1940's through the 1960's, Raleigh was a proving ground for the architectural movement known as Modernism. Modernist design, characterized by simplicity of form, minimal ornamentation and innovative use of materials, drew from the works of Frank Lloyd Wright and noted European designers. The number of architecturally significant residences and offices built in the city attest to the movement's impressive local impact.

This article was adapted from northcarolinatravels.com



AMERICA'S Boating Club



America's Boating Clubhouse

In Raleigh, we will be offering a place to gather with your friends, play some games or cards, put some puzzles together, a spot to stop in and meet new people in our ABC Clubhouse. Bring your own games or schedule a time with your friends. Check in often throughout the days and see what is new! Have a game you like? Let us know and we can schedule it in. We will try and get partners for you. Stop in and say hello! Kristi Anderson kayakladyfl@att.net Hours: Wed-Fri 8 to until(?). Note: All precautions for COVID-19 will be practiced.

Perks for Attending Raleigh

- Free Shuttle To/From Airport/Hotel
- Free Internet Throughout Hotel
- Free Self-Parking
- Free Tour of Headquarters (Advance Registration Required)
- Fabulous Indoor Pool
- Restaurant in Hotel, and Restaurants Within Walking Distance
- So many more!

Meeting Schedule

The comprehensive meeting agenda is available on the National Meetings Committee web page. For the most current schedule of meetings and events, go to:

[MEETING AGENDA](#)

There are many changes for this meeting. Keep up with them by checking the National Meeting Reservation page for updates.

Commander's Message

Chief Commander (continued from page 1)

Another reason I am looking forward to the event is because our department heads and their committee chairmen have an outstanding array of interactive workshops and seminars planned. They are even practicing in advance just in case they need to adapt to a virtual presentation!

We have some new items too: our National Chaplain, William "Bill" Wood, is offering a Thursday round-table for squadron and district chaplains; these are difficult times for all of us and their load is especially heavy now. On Saturday morning we will host a live Town Hall session with the Board of Directors, Department Heads and some general and standing committee chairs. The meeting of the Governing Board will be in the afternoon.

Check out the fun offerings that the National Meetings Committee has planned too. The complete schedule of events is available online now at https://www.usps.org/php/reservations/meetinginfo.php?mtg_id=39 So I ask you to please continue the "Go Away COVID-19" dance, stay healthy, enjoy your summer on the water, and come to Raleigh **only** if you are able and comfortable with it.

Wishing you fair winds and calm seas as the journey of COVID-19 continues to challenge us!

Mary Paige Abbott
Chief Commander

What to Wear?

Monday—Casual

Tuesday—Casual

Wednesday—USPS/ABC Polo

Thursday—USPS/ABC Polo

Friday—ABC Polo with Blazer

Saturday—America's Boating Club Team Shirt or Other

Activities

Tuesday, September 8, 2020

Raleigh Beer Trail

Love to taste the local independent IPAs! Come with us and sample the options.

You will be transported to 4 or 5 downtown Raleigh breweries. You can partake in a variety of locally brewed craft beers and unique foods at your own expense. These venues are all within a few blocks of each other and have unique décor. You will board the motor coach which will whisk you away to a beer lover’s getaway and no worries about driving or taking a cab! This tour has a limit of 35. The price for this tour is transportation only. Food and beverage is on your own. Drink responsibly!



Time: 6:00 pm—10:30 pm

Cost: \$45.00 Price until July 23, 2020 \$30.00

Save the Date!



2021 Annual Meeting
Ponte Vedra, Florida

WE LOVE OUR PARTNERS!



**ST. AUGUSTINE
 PONTE VEDRA**
 FLORIDA'S HISTORIC COAST®

February 14—21, 2021

Activities

Wednesday, September 9, 2020

Motor Coach Tour of Historic Downtown Raleigh

A 2.5 hour guided sightseeing and historical tour takes you to where Raleigh's roots began and where the City has evolved today. North Carolina's "Triangle", with some of the United States best historical markers, culture, architecture, food and stories await you as we travel the "City of Oaks". Created as one of America's earliest planned cities, Raleigh, was established in 1792 as the permanent seat of government for the state of North Carolina.



State Capitol

The tour will cover:

The State Capitol, Fayetteville Street, Memorial Auditorium (Duke Energy Center), Shaw University, Peace College, St. Mary's School, North Carolina State University. Historic Districts of Oakwood, Mordecai, City Cemetery and Moore Square. The Entertainment Districts, Glenwood South, City Market and Warehouse Districts. The Central Business District and Pullen Park. Price includes beverage on board. There is a limit of 35 on this tour.



Duke Energy Center

Time: 8:30 am—11:30 am

Cost: \$70.00

Price until July 23, 2020 \$55.00

Tour of USPS Headquarters Building

This tour is free and limited to 10. Transportation to Headquarters is provided by the Hilton Raleigh North Hills shuttle van and times are approximate based on their Airport pick up requirements (one van for both). The tour should take approximately 45 minutes. Meet some of the Headquarters staff, see where materials come from, see the impressive and historical Chapman Library where all of the heritage is held including various works of art depicting our beginnings.



Time: 10:00 am—12:00 noon

Cost: Free

Activities

Wednesday, September 9, 2020

Kayaking Trip at Lake Wheeler Park

Kayaking trip to Lake Wheeler Park includes transportation from the hotel to Lake Wheeler Park and kayak rental, safety equipment, basic instruction on proper boarding, paddling and egress from the boat by USPS member Robert Ball. Bathing attire should be worn under clothing while riding to the park. Water shoes should be carried with you. Participants will have approximately 2 hours of active paddling on the lake (swimming is not permitted at this venue). Departure back to the hotel at approximately 4:30pm. Lunch is on your own at the hotel prior to departure. This event has a limit of 20. A limited number of Stand Up Paddleboards will be available to try your hand if you dare!



Time: 12:45 pm—5:00 pm

Cost: \$59.00

Price until July 23, 2020 \$44.00

Friends Night

Come out and mingle with your USPS/ABClub friends, make new friends and have fun with the Board of Directors. Cocktail hour is a cash bar followed by a nice dinner. We had a great time at the Annual Meeting playing Trivia. Who knows what C/C Mary Paige has up her sleeve for entertainment in Raleigh?



Time: Cocktails—6:00 pm—7:00 pm

Dinner—7:00 pm—10:00 pm

Cost: \$54.00

Price until July 23, 2020 \$47.00

HAPPINESS IS ...

meeting up with old friends after a long time apart

Activities

Thursday, September 10, 2020

Keynote Speaker Breakfast

Kevin P. Duffus



Researcher, author and documentary filmmaker, Kevin Duffus has published four books and produced four award-winning documentary films on North Carolina maritime history. He solved the long-standing mystery of the lost 1854 Cape Hatteras Lighthouse Fresnel lens, which has been described as a national treasure. His research has produced stunning contradictions to traditional historical accounts about the pirate Blackbeard, the identity and fate of his most trusted crew members, and led to the discovery of the pirate's mythical treasure. He has extensively researched Outer Banks shipwrecks, World War II and German U-boats off the North Carolina coast, and the history of southern lighthouses during the War Between the States. Duffus has also produced documentaries in England, East Africa, Central America and the Philippines. His honors include a George Foster Peabody Award, the World Hunger Media Award, the Edward R. Murrow Award and the National Education Association Award.

Kevin will speak on War Zone: World War II off North Carolina's Outer Banks. In 1942, the United States suffered one of its worst defeats of WWII, not in Europe or the Pacific, but along the nation's eastern seaboard. Kevin has compiled a stunning collection of eyewitness stories of merchant sailors, Coast Guard recruits and coastal residents who survived the event. Join us to hear this historical story.

NOTE THE KEYNOTE SPEAKER BREAKFAST DATE IS THURSDAY AND NOT FRIDAY AS IN PAST

Time: 7:30 am—8:45 am

Cost: \$40.00

Price until July 23, 2020 \$35.00

Activities

Thursday, September 10, 2020

Tour of USPS Headquarters Building

See page 8 for event description

Time: 10:00 am—12:00 noon **or 2:30 pm— 4:30 pm**

Cost: Free

North Carolina History and Science Museums

Come aboard to take a trip to Downtown Raleigh and spend some time going back through time at the North Carolina Museum of History. The North Carolina Museum of Natural Sciences is the largest museum of its kind in the Southeast. Through their exhibits, programs, and field experiences, they provide visitors with opportunities to get up close and personal with science and nature. Continue on to The Exploration Center and Nature Research Center featuring an array of permanent and special exhibits, live programs and educational films that appeal to audiences of all ages. The Nature Exploration Center encourages visitors to explore the natural world and their connections to it. With state-of-the-art laboratories, research opportunities, interactive exhibits and live presentations given by top scientists, the Nature Research Center makes science a tangible and enjoyable experience and helps visitors understand the practical applications of science in their daily lives. All of the museums are part of the Smithsonian Institution. Lunch is on your own at the museum or other location nearby.

Time: 11:00 am—5:30 pm

Cost: \$50.00

Price until July 23, 2020 \$35.00

Boxed Lunch

Thursday is a full day of meetings and seminars. Take the stress out of waiting in line at a restaurant or even going out of the hotel. Grab and go with a box filled with a great lunch. Take a break and go to your room, meet some friends and sit down in the ABClub “Meet and Greet” room. Note the lunch is scheduled for only one hour.

Time: 12:00 noon—1:00 pm

Cost: \$35.00

Price until July 23, 2020 \$30.00

Activities

Thursday, September 10, 2020

Murder Mystery Dinner Theatre


At *The Dinner Detective*, you'll tackle a hilarious and challenging crime while you feast on a fantastic dinner. Just beware! The culprit is hiding in plain sight somewhere in the room, and you may find yourself as a Prime Suspect before you know it! The engaging and unique murder mystery dinner theatre performances have been playing across the country since 2004. Join us for an evening full of intrigue, hilarity, and unscripted moments you simply can't find anywhere else!

Unlike a typical murder mystery dinner theatre performance, you won't be watching a handful of actors stiffly reciting lines in front of the room. The action happens all around you, and any person in the audience can end up being a part of the show, even YOU! Throughout the night, you'll find yourself wondering if what just happened was scripted or real!

Since their Los Angeles Grand Opening in 2004, The Dinner Detective has quickly become the largest murder mystery dinner show in the United States. The signature blend of intrigue, comedy, and spontaneity has enthralled millions of guests at both public and private shows. Come see what all the fuss is about and join us for a VERY entertaining evening

Time: 6:00 pm—10:00 pm

Cost: \$113.00 Price until July 23, 2020 \$98.00



Activities

Friday, September 11, 2020

Afternoon Tea Service at The Carolina Inn



Afternoon Tea Service at The Carolina Inn in Chapel Hill, North Carolina is a delightful and relaxed tradition. Served in their cozy dining area, guests enjoy an ambiance of gracious gentility. The dedicated Tea Hostess selects the finest teas (caffeine free and herbal too), offering different assortments every season. Delectable house-made accompaniments include savory tea sandwiches, assorted sweets, and fresh baked scones served with fresh lemon curd, English Devonshire cream, jams and preserves. This event requires a minimum of 18 guests and a maximum of 30. You will be transported to historic Chapel Hill via motor coach to The Carolina Inn where you will engage in the Tea Service. Afterwards, you may have the opportunity to walk into Chapel Hill for some shopping if time allows. Arrive back at the Inn at 4:15pm. Bus departs PROMPTLY at 4:30pm to return back to the Hilton.

Time: 1:30 pm—5:30 pm

Cost: \$84.00 Price until July 23, 2020 \$69.00